





































































Seaside Path Finding Challenge

Can you find your way along the seashore by following the repeating pattern from **START** to **END**? Colour each square in the repeating pattern to mark out the correct path. The path does not have to be in a straight line.

START



END





SPOILER ALERT!

































































solution below

Seaside Path Finding Challenge

Can you find your way along the seashore by following the repeating pattern from **START** to **END**? Colour each square in the repeating pattern to mark out the correct path. The path does not have to be in a straight line.

START



END