



Roll-a-Snowflake Game

This open ended game encourages number recognition and counting, and celebrates the symmetry of snowflakes.


You will need:

- paper
- pens
- 2 dice
- scissors
- sticky tape

To prep the game, stick two each of the numbers 2, 4 and 6 on to the sides of one die, and two each of a dot, a line and a V symbol on to the other die.



Each player will also need a sheet of paper, with a grid of crossed lines as shown below.



How to play:

Players take in turn to roll the dice, then draw the symbol they have rolled on to their grid, the number of times shown on the other die. For example, if you roll a 2 and a dot, add two dots to your snowflake.

Remember, snowflakes are symmetrical! Discuss why the die has only even numbers, and where to place your symbols on the grid to keep your snowflake symmetrical.

Play for an agreed number of round, then compare your snowflakes.